










## Welcome to Year 2

Dear Parent/Carer

We have put together lots of information about Year 2. It includes an overview of the learning that will be taking place this term, some key things to remember and some ideas for things to do at home to support learning in school.

Year 2 Staff				
<p>Mrs Dyer Oak Class Teacher</p> 	<p>Miss Bird Oak Student Teacher</p> 	<p>Mrs Morgan Ash Class Teacher</p> 	<p>Miss Ali Ash Student Teacher</p> 	
<p>Miss Lunn Support Staff</p> 	<p>Mrs Webb Support Staff</p> 	<p>Miss Bland Support Staff</p> 	<p>Ms Morris Support Staff</p> 	<p>Miss Mistlebrook Support Staff</p> 

### Things to remember

As the weather gets colder, please remember to send your child in with appropriate clothing and footwear. We also ask that all coats and jumpers/cardigans have your child's name written in them. Please make sure that reading books are brought back into school so they can be changed on a Friday. We visit the library in school every Tuesday and PE sessions are every Friday afternoon.

### Homework tasks and fun activities

Can you draw and [label a plant](#)?

Can you use the internet or books to research how [Chinese New Year](#) is celebrated?

Use junk modelling to make a model of a rocket.

Can you find out who the [first man on the moon](#) was?


Write a diary entry for a day in your life. Remember to include everything that you did.

Draw and label all the different coins and notes.



Remember to practice your reading at home to get your certificates.

For more homework – see Spring homework grid.



Learning in School		
<b>English</b>	Fiction text: The Proudest Blue – Stories from other cultures – to Poetry: Monkey Puzzle – to write a series of rhyming couplets to tell part of a story and then to perform at the end of the unit.	Non-fiction text: Chinese New Year – to write a letter to another class describing Chinese New Year. Fiction text: The Lighthouse Keepers Lunch - To imitate the story and then innovate the story. Fiction text: Katie Morag seaside stories - To innovate the problem in the story and then invent their own seaside story.
<b>Phonics</b>	Daily phonics sessions using the Read Write Inc scheme, where children learn a new daily sound and apply this to reading and writing.	
<b>Maths</b>	Number: Multiplication and Division  Shape: 3D shapes	Measurement: Money  Number: Fractions
<b>Science</b>	Plants and Living things: Children will learn how plants grow and about living things and their habitats.	
<b>PSHE</b>	Keeping myself safe: Children will learn who to trust and acceptable things to share.	Rights and responsibilities: Children will learn how to look after their environment
<b>Art</b>	Painting and mixed media: life in colour. Children will be exploring how to make different colours and use different textures.	
<b>Music</b>	Our Land: Focus on exploring sounds.	Our bodies: Focus on beat.
<b>Geography</b>	Why is our world wonderful? Children will learn about the physical and human features of our world.	
<b>History</b>	How did we learn to fly? Children will look at the significant people and events that led to us being able to fly.	
<b>DT</b>	Mechanisms: Children will create a fairground wheel.	
<b>Computing</b>	iAnimate: Children will be introduced to animation.	iPublish: Children will create interactive ebooks.
<b>PE</b>	Multi-Skills (Sports UK)	Gymnastics
<b>RE</b>	Islam: Does praying at regular intervals help a Muslim in his/her everyday life?	Christianity: How important is it to Christians that Jesus came back to life after his crucifixion?

Key Dates
Friday 14 <sup>th</sup> February 2025 – School closes Monday 24 <sup>th</sup> February 2025 - School reopens Friday 4 <sup>th</sup> April 2025 – School closes Tuesday 22 <sup>nd</sup> April 2025 – School opens