

CAVENDISH STAR

Cavendish Learners News Magazine

2018 Autumn Edition



INSIDE THIS ISSUE

Year 6 Residential

Sports Update

Themed Writing Week

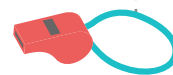
Fabulous Fireworks!



Mrs Newsome's Sport Update



It's been a busy start to the year for sport at Cavendish!



As usual, we started the year with U11 Football. We are lucky to have some extremely talented footballers in Years 5 and 6 so we took two teams. Both teams showed excellent sportsmanship, resilience and teamwork. They played some high level football against some very talented teams. Both teams finished fifth in their league. Well done to all the children that represented school!

Next, it was the turn of the U11 girls. The girls in Years 5 and 6 have shown a strong interest in football this year and were very keen to have a girls' team. After watching them play at break and lunchtime, Miss Morkan carefully selected 8 girls to represent our school and they certainly did not let us down. They played superbly against some strong teams and showed a real determination to succeed. Unlike the boys, these girls had never played together before as a team but you would not have known it from the way they played. Miss Morkan and I are incredibly proud of them. After

topping their league, they reached the final week of competition and finished second overall. This means they will go on to represent Cavendish and our local area in the Bradford Winter Games in the spring term.

The U9 football teams will be playing their tournaments as this magazine goes to print. For the first year, we are taking two teams. A big thank you to Mrs Martin for preparing them for this competition.

A group of children from KS2 represented our school in a Cross Country competition. This was a hard and gruelling event (I could not believe how far they had to run - 1200m!) The children gave it their all, did not give up and were absolutely shattered when they got back to school (understandably so!) A big well done to them for their amazing achievement. If running / cross country is something you would like to do, I recommend using our new running track to practise. If you run around it 6 times, that's the

distance our Cross Country team had to run! Please let me know if you do it easily!!

I took some Year 5 and 6 children to take part in a 'skills and ability testing' event run by Sports UK. The children had an opportunity to challenge their own sporting ability as well as learn more about how to become the best possible athlete they can. They learnt about the importance of health, exercise and nutrition. Well done to Harrison Sagar who was commended for his excellent throwing and catching.

Eight Year 6 children attended the LAP Frisbee Festival during the last week of term. They were great representatives of the school, worked well as a team and tried their very best. Well done to all that attended.

A big thank you to all the staff that have helped with sports this term. I couldn't do it without you! There are more events to look forward to next half term and I look forward to updating you on those.



Swimming!



Every week, in the small pool we practice swimming on our backs. We even race with our friends if we have some spare time! Most children really enjoy swimming with their friends.

CHLOE SMITH
CLASS 5B

Year 5 go to a weekly swimming lesson every Thursday at 1pm to Eccleshill Swimming Baths. We walk down the road from the back-school gates and get a bus from Park Road to the swimming baths. The teachers that go with us are: Miss Niczyperowicz, Mrs Kitching, Mrs Gray, Mrs Halliday and Mr Rawad. At the beginning of the year, we were all given a certain changing room that we were told we were going to stay in for the rest of the year. Some people have their own cubicle to themselves, some are in twos and the rest are in groups of four. There are three different groups for us to swim in. The twelve foot for people who can swim, the

four foot for people who can swim but are not confident, and the little pool for those who are learning to swim. In the twelve foot we learnt about water safety, and swam in t-shirts, so the weight was pulling us down. It was harder to swim because the t-shirts made us heavier. This lesson was very important because if we ever came across a dangerous situation where we had to suddenly jump into the water, we would know what it would feel like and what to do. This is also why it is important for us to learn how to swim.

By Ellie Cockcroft, Class 5B

Themed Writing Week



During this half term, we celebrated 'cinema' during our themed writing week. Each year group learnt about how film tells a story and entertain us just like stories do. Across school, classes watched clips from a range of movies and this was used as a stimulus to create some amazing writing.

Year 4 learnt how to use speech in their writing whilst watching clips from Charlotte's Web. Year 5 wrote amazing setting descriptions based around Charlie and the Chocolate factory. There were even missing minions in Year 2 and they had to write character descriptions to help find them all - we hope they have all been found now! There was lots of exciting writing and learning happening across school and it all came from clips from films.

Nursery



Better Together

Over the past few weeks we have invited our Nursery parents into school for our 'Better Together' sessions. Parents have spent time with their child in the setting, playing in the indoor and outdoor provision. It has been fantastic to get to know all the parents better, and an amazing opportunity for parents to see where and how their children learn in the many areas of provision. We have had some lovely feedback from parents and really enjoyed having so many parents visit our class!

During our visit today, the setting was very calm, collected and controlled. All children's needs and wishes were dealt with promptly and it was a very enjoyable afternoon.

Year 1

Eureka Trip

Year 1 were very lucky to go visit Eureka science museum. We had such a lovely day learning all about our bodies and how they work. We got to explore the museum, finding out about the different parts of the human body. Did you know a human body has 206 bones! WOW! Lots of fun was had playing in the giant teeth, riding the skeleton bike and seeing how hot and cold our bodies are. We also got the opportunity to visit the car garage, shop, bank and the post office. It was a brilliant day and we learnt lots of new things.

LAYTON CHANDLER-WATT CLASS 1K
I liked playing in the garage and filling the car with petrol.

JULIA BEDNACZYK CLASS 1L
I enjoyed playing in the big teeth



Reception

Starting School



This term we have welcomed lots of new children to our reception classes at Cavendish. The children all came to visit before their first day and got to know their new classroom and the different teachers in Reception. Each day the children all access the different areas of indoor and outdoor provision and have made lots of new friends. Everyone has settled in brilliantly to the new routines and all take part in our daily carpet sessions. We have introduced daily phonics sessions to begin learning to read and attend some assemblies with KS1. The children take part in weekly PE and music sessions and enjoy visiting the library on a Monday.

RSPB Workshop

In our first half term we all took part in the RSPB workshop 'sensing the world.' The children listened to a story about a hedgehog and then went on our own nature walk around the school grounds. We collected objects and talked about what they looked like, what they smelt like and what they felt like. Finally we mixed them altogether using a magic stick and left it for the hedgehogs. The children loved taking part in the workshop and exploring the outdoor area around school.



Year 2

Eureka Workshop

During our Eureka workshop, we learnt all about how to be Grossologists! To do this, we did some investigations based on the bodily fluids we produce. We found out how scabs on your skin form and how they help our cuts and grazes heal well. We also learnt how to make fake blood and scabs! We talked about digestion and found out how food travels through our bodies and turns into poo. We looked at the Bristol Stool Chart as well as a pH chart to see what our wee should look like when we are well-hydrated. Something we particularly enjoyed finding out about was how snot is produced and all its different colours.

My favourite part of the workshop was when we used cocoa powder, Vaseline, food colouring and tissues to create a fake scab!

CIAN WHITE CLASS 2M

Year 3 Nell Bank Trip

On a very cold, damp Thursday morning we set off on an exciting trip to Nell Bank. When we got there, we were split into three groups and there was a Nell Bank leader with each group. Our leader took us on a walk back in time! We went back thousands of years to the Stone Age. We arrived at a Stone Age round house where we crushed some charcoal to make black paint. We used this black paint to create our own cave paintings. The next activity in the round house was basket weaving. The Stone Age people would have used these baskets to gather nuts and berries. The next activity was the best... we had to create a fire using flint and steel! It was quite tricky as the ground was so damp but some of us managed to create a fire (with a little help from the adults). During the afternoon we enjoyed den building where we had to carry heavy logs and place them together using stone and animal skins, just like the Stone Age people did. At the end of all of the fun activities we were able to play on the HUGE playground. We had so much fun!

By Isabella Robinson and Ayaan Iqbal - Class 3D



The den building was fun because in my group we used pine cones to decorate the inside of our Stone Age house.

FREYA PARKER
CLASS 3D



Year 3

Online Safety

This term we had a police officer visit our class to teach us about online safety. He told us how to keep our passwords safe by writing words backwards or changing letters for numbers and symbols. We learnt never to give out personal information and to be careful with pictures we put online. The police officer also told us to be careful on online games too. We know that if someone talks to us in a game and we feel uncomfortable we should leave the game and tell an adult.

Harley Chandler-Watt - Class 3L
James Cockcroft - Class 3L

Year 4 Recorders

Every Tuesday, Year 4 are lucky enough to learn how to play the recorder! We have learnt lots of notes and are starting to use these in short songs. Mr Johnston has played lots of exciting games with us that help us to learn the beats to songs and different notes on our recorder. The most recent song we have learnt is called Gee Whizz, and we have to use lots of different notes including B and G! Sometimes, we even have competitions against half of the class to see who can play the notes the best and stay in time with music.

By Jarel Binns and Paris Tafagnla - Class 4F

I love playing the recorder! We are learning lots of songs and soon we are going to be learning how to play Jingle Bells!

DAVID 4F

Year 4

Temple Newsam



On Tuesday 2 November, Year 4 went to Temple Newsam to learn all about our topic; The Terrible Tudors. We had so much fun and we learnt so much! In groups, we looked around a Tudor house and dressed as noble Tudors. We even learnt a dance, which rich, noble and royal people would have done. We also went round the farm at Temple Newsam and saw all of the animals that are raised there like pigs, goats, cows and sheep. There was a pig in the farm, which was about to give birth to babies, and we had to be really quiet around her so we didn't scare her. We had lunch in a colosseum with our friends and it was so much fun, we couldn't believe how big it was!

It was an awesome day!

By Alexia Dempsy and
Kieran Fletcher - Class 4B



Year 6 Parent Showcase

Year 6 proudly presented their Parent Showcase, which was on the 16 of November 2018, at Cavendish Primary School. This event was held so parents are able to see what their children have been doing at school.

During this showcase, parents had the opportunity to look at all the amazing work we had completed. Miss Atkinson (6A's teacher) said, "It was lovely to see the parents enjoying all Year 6's hard work!" There were also different challenges to complete, photographs up from our various trips and a music video (complete with dance routine) to 'Living on a Prayer'. Refreshments - juice and biscuits - were also available.

Overall, children and parents both really enjoyed themselves. Mathieu Broadley, a Year 6 pupil, said, "I loved showing my mum my work."

By Millie Downey, Sebastian Brotherton and Mathieu Broadley.





Bonfire Night at Cavendish

As the spectators arrived at the event, the familiar faces of the families informed the families where to go. The teachers guided them into both the north and south wing halls where the families enjoyed the bonfire themed food. They were treated to luscious jacket potatoes with a topping of delicious chilli. If this was not to your liking, there was America's favourite meal: Hotdogs!

As the children and their relatives walked around the halls, they began to chat to each other and they saw families and friends that they hadn't seen for a long time. After the small talk, everyone made their way down to the school's big grass field. This is where the firework display took place.

When the fireworks started, screams of excitement filled the air while smiles were stretched across everybody's faces. The bangs, booms and fizzes circled above the Cavendish playground which illuminated the smoke filled night sky. For the big finale, Mr Nixon set off the largest firework of the night... The Big BANG! After the fantastic finale, there was an eerie silence, which ended with a huge round of applause. Finally, the playground began to empty until everybody had left the school. We are already looking forward to the next firework display!



by Isla Ellis and
Alfie Dobson -
Class 5L



It was the best
experience of my
life! I want to go
there again!

BAYLEE MORTIMER

Year 6

Ingleborough Hall

On Monday 8 November 2018, Cavendish Primary School's Year 6 were invited to a three day residential at Ingleborough Hall in Skipton, Yorkshire. We went to the activity centre to learn about and ultimately develop independence skills.

After a long coach journey, we excitedly arrived at the Hall. We rushed inside to put a few extra layers of clothes on - as it was chilly outside- and rushed straight away to our activities. The activities we took part in during the residential were exciting (and sometimes scary!). They included: caving, abseiling, gorge scrambling, orienteering and hiking.

Before going caving, we had to dress in attractive safety gear, which included a red jumpsuit, yellow helmet and wellies. The adventurous activity involved clambering through several tiny caves

and getting soaking wet in icy water! It was very dark too and Miss Atkinson said "I was very nervous when I was caving but a few children held my hand to reassure me I was safe!"

In the evenings, we were all exhausted and hungry after our extreme adventures (we were particularly tired after the five mile hike). The teachers, however, planned even more activities for us after our delicious dinners such as line dancing and a movie night. By bedtime, we were all ready to sleep (well, most of us were!)

Overall, it was an amazing three days with memories that will last a lifetime.

By Emily Lai, Angelina Webb,
Courtney McGill and Baylee
Mortimer - Class 6A



Blackhills Campsite Visit

On Tuesday 25 September, 6D and 6A (and their teachers) went on an exciting school trip to Blackhills campsite, which is in Cottingley, Bradford. We went as part of our topic which is: Survival of the Fittest. We were hoping to learn some interesting survival skills.

When we got there, Phil greeted us then put us into groups. We spent the first hour carefully building dens in the woods. We had to think carefully about which way the wind was blowing or when Phil tested our shelters with water, we would get soaking wet!

The second activity involved learning how to safely make a fire. We used a spark, large and small sticks and cotton wool. Everyone had a try at trying to light it. Sadly, some people didn't manage to light their fire but luckily our group did!

We all had a great time and learnt lots about surviving in the woods. I loved making the fire and searching for the sticks the best.

Kaydie Brook-Active - Class 6D



Celebrating Bradford Week

Year 1



During Celebrating Bradford week in Year 1 we learnt so many new things about Bradford. We spent time looking at the historical buildings and created collage pictures of them. We looked at some of the art work from the famous artist David Hockney. Did you know he used to live in Bradford, just streets away from our school? We also created leaflets about all the interesting places someone could visit in Bradford. There are so many places to see such as the Photography Museum, Alhambra and the water fountains at City Park. We finished the week taking part in some Bollywood dancing. It was such good fun. The lady showed us lots of different dance moves, traditional dress and we listened to some fabulous music.

Year 2 were lucky enough to visit the huge cathedral in Bradford. Bradford cathedral has the biggest tower that I have ever seen! We had a look around Bradford cathedral and we saw stained glass windows, a big font and there were 'keys' hidden everywhere. Did you know that keys are the symbol of St Peter? Bradford cathedral is so big that there were places to find the keys EVERYWHERE! We even got to do a treasure hunt all around to search for the keys. The cathedral is the oldest building in Bradford! Please go and visit because it is amazing and beautiful!

"I enjoyed learning about all the places to visit in Bradford"

LEXIE WILLIAMS
CLASS 1K



Year 2

School Council

Earlier on in the Autumn term, the new school council representatives were elected by their peers and have since enjoyed settling into their new roles. Together, the council elected a Chairperson (Kaylum Dempsey) and a Secretary (Darcy Farrar) to ensure that their meetings run smoothly.

A couple of weeks ago, the council met with the founders of the Gambian Schools Trust. The Gambian Schools Trust is a small educational charity, supported entirely by donations, fund-raising activities and unpaid volunteers. Through fund-raising, the charity is able to build schools for the children of Gambia and equip and supply them with essential supplies. The school council have chosen to support this special charity as much as possible this year. They are currently collecting thoughts and opinions from their classes about possible fund-raising ideas so the council will be sure to keep you updated on their progress with this.

The school council has an important meeting planned later this month with one of the founders of Fuel for Schools (the organisers behind our Thursday's 'pay what you feel' markets). Through this meeting, the school council will learn all about sustainability and how we can support the movement to stop food waste. The council will look forward to sharing this important information with their classes and working together to try and reduce unnecessary food waste.

Finally in the New Year, the school council is looking forward to getting to know the members of Knowleswood's school council and working collaboratively together on projects.

Project-Based Learning



It is fun to have a day and a half of amazing, fun work. We are allowed to sit next to our friends and work together as a team. You get a break from our normal timetable in class to do something very enjoyable. We design a picture to help create our project task. Recently, we were learning about keeping healthy. We found out an amazing fact, energy drinks actually have more caffeine than children are supposed to have per day. We are making some fabulous fruit kebabs to give to different year groups. We had loads of positive feedback and Miss Atkinson even said she would choose a healthy snack over an unhealthy drink. I think Project Based Learning is an amazing break because we get to have fun and make friends by doing teamwork.

Chloe-Mae Smith -5B

It is a chance to work with children in 5L and to make friends as we work as a team. We do different and exciting projects such as building a shelter that had to survive natural disasters. We get to research, plan, design, make and evaluate our finished product. I love project because there you get to make your own shelter to see how strong they are.

Cian Clancy - 5L

Christmas is coming!



Thank you to parents/carers for attending and supporting our Family Christmas Crafts event and our Christmas Carol Services. We hope you enjoyed them as much as we did!

We raised
£303
for
Children
in Need



We raised
£429
for
Macmillan
Cancer
Support



BARVEMBER

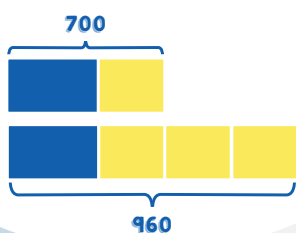
Throughout the month of November, children across school have been solving problems using the "Bar Model" – a different method of problem solving. Bar modelling involves children drawing a calculation along a bar and finding the missing sections. The questions have been set by the White Rose Maths Hub and have really challenged the way children think, encouraging them to tackle problems in a visual way and explain their thinking clearly.

How would you solve this problem?

$$\text{if } \triangle + \bullet = 700$$

$$\triangle + \bullet + \bullet + \bullet = 960$$

what is the value of \triangle ?



Fuel for School

On Thursday 8 November 2018, we started our new project in school called 'Fuel for School'. This is an exciting new programme that will allow our children and their families to access a range of delicious groceries through a 'pay as you feel' scheme on a weekly basis. Each week we will receive a delivery of food from our 'Fuel for School' provider and each week it will be a complete surprise as to what we'll get! This project will also help to teach our children about food waste and sustainability. Over the course of the school year our school council will be taking part in training sessions based around the 17 Sustainable Development Goals set by the United Nations General Assembly in 2015. They will then start to pass on this information to the rest of the school and will be generating ideas as to how we can spend the money that we raise. So, look out for our market stall every Thursday – come and see what we have to offer!

Miss Coles



AFTER SCHOOL CLUBS



Art Club

In art club this half term, Years 3 and 4 have been using a range of skills. We have been painting, printing and sketching using a range of resources. They have also used collage to create some beautiful artwork to remember the soldiers that fought for our country in World War 1 on Remembrance Day. The children also enjoyed printing using household objects such as cotton buds and straws to create some super firework pictures.

Football Club

Since the half term holidays, some children from Years 3 and 4 have attended football club after school on a Wednesday evening. Turn out has been fantastic with players with a variety of abilities. From experienced to brand new and I thought it might be fun. The children have enjoyed learning to work as a team, finding space, passing and dribbling the ball. We asked some of the children 'What's their favourite part of football club?' and 'What would you like to do anything in particular?'


I want to do more skill training like with the penalties.
COWEN MCMAHON
3D

You're learning more stuff about football, making new friends and we are getting good chemistry.
JAMES COCKCROFT
3L

I want to do more practice, I want to get better.
SUMMER BALDWIN-BELL
4F

RE Club

Children from Years 3 and 4 have been enjoying learning about different religions in RE club. We have looked at the different religions in England and where and how they practice their religion. We have learnt about: Diwali, places of worship, the Buddha and how Sikhism began. During RE club we have: created rangoli patterns that are used in Diwali; built a 3D mosque; and made a book covering that celebrates everyone being a part of worldwide community.



Story Telling Club

We have been very busy creating our own stories in story club. First, we decided on our main good and bad characters, designed, and named them. We also looked at different story settings and thought about where our own stories would take place. We have had settings from enchanted forests to outer space! Once we had our characters and settings, we made a story mountain to make sure we knew what would happen at the beginning, middle and end of our stories. We then used our story mountains to create a story map that we used to retell our stories. Finally, we created the front and back covers for our story, making sure they looked eye catching and that the blurb made you want to read the story. The children have enjoyed designing their characters, drawing their different settings and turning their ideas into full stories.

Zen Den Club

This half term, Years 1 and 2 had the opportunity to attend Zen Den Club. It was all about learning how to keep your mind happy and healthy. The children really enjoyed doing mindfulness activities such as meditation and colouring because it helped them to relax and unwind after working hard at school during the day.

I really enjoyed meditating because it helped me to relax and forget about everything for a little while.
DARCY FARRAR
CLASS 1K

English Quiz



Can you find the Christmas themed words hiding in these anagrams?

T A S A N

ANSWER:

G C S I O N T K

ANSWER:

E T P N E R

ANSWER:

T S A R

ANSWER:

G L S I H E

ANSWER:

R O P U L H D

ANSWER:


Name: Class:

Please return completed quiz to the school office by Friday 11 January for the chance of winning a prize.



Maths Challenge

Write the numbers in the circles underneath the lollipops into the circles on the lollipops so that the total of each lollipop is the same. Each number can only be used once.



6 2 2 5 4

Can you solve this puzzle?

$$\text{Santa} + \text{Santa} + \text{Santa} = 6$$

$$\text{Santa} + \text{Gingerbread} = 13$$

$$\text{Gingerbread} - \text{Snowman} = 4$$

$$\text{Santa} + \text{Gingerbread} + \text{Snowman} = \text{?}$$

Name: Class:

Please return completed quiz to the school office by Friday 11 January for the chance of winning a prize.



Look What Else Has Been Happening This Term...



Bollywood Dancing



Bradford City Talk



Eureka Workshops



Kitchen Demo



Year 6 Showcase



Family Christmas Crafts

Keep up to date with all the Cavendish news at www.cavendishprimary.org.uk

Tel: 01274 772175 Email: office@cavendish.bradford.sch.uk

Cavendish Primary School, Hall Road, Eccleshill, BD2 2DU