

CAVENDISH STAR

Cavendish Learners News Magazine

2018 Spring Edition



INSIDE THIS ISSUE

World Book Day Celebrations!


Themed Writing Crime Scene

Textile Design Week

Fairtrade Fun



Project-Based Learning



The Spring term has seen the children enjoy a wide range of creative projects and exciting learning opportunities focusing on the wider curriculum skills. In all of the projects, the children have needed to work co-operatively and respectfully together to design and produce a final outcome and they have been very eager to share their achievements across school!

Year 3



In Year 3, the children designed and made their own Egyptian jewellery using the different jewels that held great significance during Ancient Egypt. They produced some very eye-catching pieces of jewellery!

Year 4



Year 4 have just completed a very exciting project, learning all about Fairtrade. They used their research skills to find out what Fairtrade means and how it improves the working conditions and lives of farmers and workers in developing countries. The children then used their cookery skills to bake chocolate cookies, using Fairtrade ingredients and delivered a delicious, fresh batch to each class in KS2!

Year 5



In Year 5, the children had the opportunity to visit Bradford's Industrial Museum and make observational drawings of the textile machines and mill. The children produced some fantastic drawings using their sketching and shading skills and thoroughly enjoyed their visit around the museum - asking lots of inquisitive questions related to their topic of the Industrial Revolution.

Year 6



Year 6 have been learning about the Vikings this term and their task was to design a menu and cook a feast based around foods grown during the Viking era. The children used their research skills to explore the Viking diet and worked really well together to create an interesting menu of vegetable stew and an oat-based dessert.

I enjoyed it so much and had a great time.

ISLA ELLIS
CLASS 4G



The best thing was that the adults loved hearing us sing some of their old songs.

TYLER SAGAR
CLASS 5B



Singing at Rockwell Centre by Mrs Thornton

Friday morning visits to the 'Singing for Health' group at the Rockwell Centre have become a regular occurrence for our Year 4 and 5 children.

The group at Rockwell is led by an ex-pupil of ours, Katie and her friend Molly, who are both volunteers at the centre during their university placement year. They run weekly sessions for local senior citizens using singing as a means of enhancing their health and wellbeing. Our children were invited to go down and join them.

The children really look forward to their visits and the adults are always thrilled to see them arrive. They say they make their group come alive with their laughter and enthusiasm!

Together they sing songs ranging from 'Hits from Abba' to Doris Day's 'Que Sera Sera', Frank Sinatra's 'Fly me to the Moon' and Elvis Presley's 'Jailhouse Rock'.

Every group that has been has sung all the way back to school on the minibus!

World Book Day 2018!

We had a fabulous time celebrating World Book Day at Cavendish and the children looked fantastic in their story character costumes! Well done everyone!






Design and Textiles Week

The children had heaps of fun in Design and Textiles week focusing on artists/designers and recreating their work. From Wassily Kandinsky and printing circles, to Laura Ashley and her beautiful pattern designs, every child in school made a piece of work in relation to their artist/designer and we were amazed at the talent to their artist/designer and we were amazed at the talent we have here at Cavendish! The skills the children demonstrated were fantastic and it was great to see them being creative!



Year 5 visit to The Keighley Star Centre

by Baylee James Mortimer - Class 5L 

At the Star Centre we learnt all about space and earth. Some of the facts given to the class were unfamiliar to us because we hadn't learnt everything about outer space just yet!

The most interesting thing at the Keighley Star Centre was that Pluto was and still is a dwarf planet! I have heard previously that Pluto is actually a planet so if I didn't go on this visit, I would have missed this key information.

The most enjoyable thing at Keighley Star Centre was the mission control area as I never knew there was so much 'backroom work' that went into sending a rocket into space or landing a spaceship on the moon!

If I had the opportunity to visit the Star Centre again, I would definitely go back as it was amazing and it would certainly help people who want to go deep in learning about space or even if you just want to learn about it briefly. This is a 5-star place to come and visit as the interactions are phenomenal, the information it gives is so interesting and the staff that work there are very intelligent and friendly.



Year 4

Madagascar

Project

By Chloe Smith and Scarlett Thompson - Class 4F



In Year 4, we have been learning all about Madagascar! When we started learning about Madagascar, we had some cards and we had to sort them out to find which island or country we were learning about. We have explored some different animals like the tomato frog and the flying fox. Did you know that the tomato frog is red so that animals don't eat it and it squirts out poisonous goo to protect itself?

Before we learnt about Madagascar, we were given homework with six different choices. The first choice was a diary entry about us visiting Madagascar, the second option was to sketch different animals that were native to Madagascar, we could also locate where Madagascar is and the seas around the island or we could make a fact file if we wanted!

I really enjoyed the homework because we got to make food and make models of things!

DANIEL SHAH
CLASS 4F



I have really enjoyed sketching a zebra. I felt really proud when I saw it on the Madagascar display!

RUBY COURCIER
CLASS 4F





I love building stuff outdoors
 PARIS TAFAGNDA
 CLASS 3M

I like that you get to make things with natural resources.
 ISLA ELLIS
 CLASS 4G

I like going outdoors because we get to use nature to build and make stuff and have fun!
 MARCUS LAI
 CLASS 4F

Fun

Outdoors!



Why is it important to go outdoors?

Going outdoors can be really fun! Here at outdoor club we do fun activities and make lots of things using the outdoors and natural resources. It is really important to go outside so that we all get some fresh air. It also helps you to get some exercise. Additionally, you can discover lots of new things outdoors.

We have lots of ideas of things you could do outdoors:

- Make artwork using natural resources
- Play outside with your friends
- Make a den with your friends and family
- See what insects and bugs you can find
- Grow some plants or flowers outside
- You could take your dog for a nice outdoor walk

Nursery

RSPB workshop

This half term the Nursery children took part in an outdoor workshop run by the RSPB. We listened to a story about how we use our senses and we went on a nature hunt. Each child had their own special bag and we had to hunt for natural materials of all different colours. When we had collected our materials, we made a magic potion for the hedgehogs. The children loved exploring the outdoors and finding all different kinds of materials.



Reception Class

Little Chef



In Reception our topic for Spring 1 was 'Little Chef'. During the topic, we focused on the stories 'Oliver's Milkshake' and 'I Will Not Never Ever Eat a Tomato' and there were opportunities for making and tasting different types of foods. When looking at 'Oliver's Milkshake', the children went on a trip to the Co-op. Whilst walking there, the children observed the effect of exercise on their bodies and we discussed which foods were healthy and unhealthy in the Co-op. When we came back to school, all the children had the opportunity to make and taste a banana milkshake with the ingredients they had bought. This then led to the children making their own pretend milkshakes in our Milkshake Shack! We also looked at some non-fiction books about the Chinese New Year. The children learnt a lot of new facts and enjoyed writing a letter about what they had found out. It was a very exciting half term learning all about food!

Year 1



Dinosaurs

Year 1 have been busy learning about dinosaurs this half term. First we researched about a range of different dinosaurs, learned the dinosaur's names and identified what qualities make them unique. Next we found out about the different food groups of dinosaurs and created Venn diagrams to sort dinosaurs into herbivores, carnivores and omnivores. We recognised key facts about dinosaurs to help distinguish them into food groups e.g. carnivores have sharp teeth to catch prey to eat and herbivores have blunt teeth to peel the leaves off plants to eat. Then we found a dinosaur egg in the school grounds! When we looked back at the school CCTV footage, we saw there had been a dinosaur walking round school! We looked after the egg for school and when it hatched there was a baby dinosaur. To make people aware of this we wrote newspaper articles and created a TV script that we broadcast around school. So everyone beware of the tyrannosaurus rex that has been on the school grounds!





Themed Writing Day!

Earlier this term, the Cavendish community woke to news of a mysterious crime scene in the South Wing Hall. Of course for those who do not know, this was just a staged scene for our themed writing day - but it did keep our tongues wagging!

Our pupils and teachers showed vivid imagination during themed writing. Many children believed an insider had been selling stolen goods. Two boys in Year 6, Reece Firth and Gabriel Arbotante (Class 6C), believed they had seen a suspicious white van near the school in the late hours of Sunday 4 February. There were many different perspectives given on the crime scene which was a great stimuli in our creative minds. All classes had a different take and produced some fabulous writing from news report scripts, police reports and stories.

What an experience - fantastic writing Cavendish!

I have enjoyed learning about what police officers do when there is a crime. I also learnt a lot of new vocabulary linked to police work e.g. use of forensic dust to look for fingerprints.

MEGAN HAY
CLASS 4G

I enjoyed working as a news reporter and presenting a news bulletin!

MEGAN KITCHING
CLASS 6C

Year 2

Africa

James Cockcroft
and Lewis Bolton -
Class 2K

Last half term in Year 2, we learnt all about Africa. We made beautiful masks, created silhouette art pictures and learnt all about a place in Africa called Lesotho. We used our work on Africa to help us learn about the seven continents of the world and we learnt a rhyme to help us to remember them all. Over the term, we learnt a lot about Africa. We now know that it is the hottest continent in the world. They make masks to represent the spirits of people that have passed away. Did you know that there are some places in Africa that are really wealthy?

I really liked doing the painting

MILLIE GREEN
CLASS 2K

My favourite thing was making my mask

COWEN MCMAHON
CLASS 2K



Year 3 in Space

Our Science topic in Spring 2 was all about Space! As part of that, we looked at how astronauts can safely travel to space and the moon. The children designed and made a moon lander which they then tested.

They also made a rocket launcher and tested different variables including angle of the string and shape of the balloon.

Why not try making one at home?

You will need: A partner to help, Balloon, String, Straw, sellotape

Method: Thread the string through the straw and hold it at one end of the string.

Blow up the balloon and hold it tightly so the air doesn't come out. DO NOT tie a knot at the end of the balloon.

Attach the widest (middle) part of the balloon to the straw using sellotape.

Pull the string tightly and hold the balloon in position.

When you are ready, release the balloon and watch your rocket launch!

It was so cool!
PARIS TAFAGNDA
CLASS 3M

I enjoyed testing my moon lander to see how it would land
JAREL BINNS
CLASS 3M

Mrs Newsome's Spring Sport Update



It's been another busy half term for the sports teams!

Bradford Winter School Games Football Champions!!



Cricket festival Winners!!



Bradford Winter School Games Hockey Champions!!



Our basketball team was the first to represent Cavendish in the Hanson School Games. The team did amazingly well after only two coaching sessions, finishing 6th out of 14 schools. It was a great start to the term!

Year 3 took part in a Cricket festival at the Karmand Centre. This had been their focus in PE lessons and eight children were chosen to represent the school. "It was really fun because everybody cheered for us!" - Chloe Wood 3L. They played brilliantly and came back to school clutching the winner's trophy. Well done Year 3 - that's three years in a row you've won the festival!!

After their success in the Hanson School Games, the hockey team and football team went back to Hanson to represent our local area in the Bradford Winter Games. It was a very busy day, with lots of exciting matches and tense moments. The hockey team played first and dominated their group stage, finishing top of the group and unbeaten. They were brimming with confidence as the semi-final approached. Their teamwork and commitment was incredible and they won that match with ease. This meant it was time for the final. They played East Morton Primary in a very tough match. Both teams were matched evenly and when the final whistle blew it was 2-2. It was extra time and it came down to a golden goal. The children thrived under this pressure and had complete control in the final minutes. They were in constant possession of the ball and it was only a matter of time before they scored and were crowned BRADFORD WINTER GAMES HOCKEY CHAMPIONS!!

The children were absolutely thrilled and could not wait to get the trophy (and eat their lunch!). During the ceremony they were commended on their outstanding performance as other teaching staff commented on how they had beaten actual hockey teams who play together outside of school. There are some potential future Olympians in that team and I hope they remember where it all began! They will go on to represent school in the West Yorkshire Sport Winter Games in March.

After a mad dash up to Goals, it was time for the football team to represent school. Due to the success of the hockey team, we were late getting to the first match and the children didn't even have time to warm up properly. It was straight onto the pitch and away we went. They played some really tough games, fought their way out of some difficult situations and after five games they finished top of their group. The semi-final was a tough game with both teams sharing equal possession of the ball. When the final whistle blew it was 3-3 and time for penalties. The referee told us it wasn't 'best of 5' but that we would shoot penalties and if one team missed a penalty and the other team scored, they would win. We were up first and Lewis Chapman confidently kicked the ball straight into the back of the net. 1-0 to Cavendish. Now it was the other school's turn. We nervously waited as their player stepped up to take the penalty. Our superstar goalie, Kian Brook-Active, was on top form and smacked the ball away. We were victorious once more and on our way to the final. Once again, the final was another tense match with both teams having equal possession of

the ball. As the final whistle blew it was 2-1 to Cavendish and we were BRADFORD WINTER SCHOOL GAMES FOOTBALL CHAMPIONS!! The children were so excited and were even more excited to meet some of the Bradford City players when they received their medal and trophy. "It was an amazing day and we had loads of fun!" - Cameron Kay, Class 6A. While they were busy chatting to the players, a Bradford City coach came over to speak to me. He told me that as they had won the competition, they had qualified to represent Bradford City in a national tournament. The team will play Friday 9 March against other league teams in Wigan. When I told the children, they didn't understand the magnitude of what they had accomplished but I'm sure it will hit them when they go and play. It will be an amazing experience just to go and we go with high hopes and full of confidence.

With the TAG Rugby team beginning their campaign this week and the Netball team beginning theirs next week there will be more to update you on next time.

A massive well done to all the children that have represented our school in sporting events this term. You never disappoint us and always make us proud with your positive attitudes and impeccable behaviour.

Thank you to all the staff that give up their own time to take the children to these events. A big thank you to Mrs Halliday who has been the chief minibus driver / cheerleader for most of the teams this term.

SATs are nearly upon us! By Lea Coombs and Ella-Mae Baker - Class 6C

In Year 6, we are working hard in preparation for our SATs in mid-May. We are having booster sessions with different teachers and this is really helping us to get used to the questioning in SATs papers. We are getting more confident as the time goes on and we know we are all going to do well. As a class and year group, we are getting all the support and teachers are working hard to prepare us to reach our utmost potential. The offers received of high school places the first week in March has made us realise the importance of doing our very best so we can be placed in higher level classes in high school. Everyone seems happy over the offered choices and we are looking forward to the next journey in our education.

Year 5 Police Museum

On Monday 8 January, Year 5 and our excellent teachers embarked on a wondrous tour around the Greater Manchester Police Museum. We went to learn about crime and punishment in the 1800's, which linked to our topic 'The Industrial Revolution.'

Ready for what the day would bring, we rushed to the doors to be greeted by several displays of artefacts. The tour was extraordinary, and each artefact was very educational. Our knowledge was broadened when we learned that Robert Peel created the first ever police force (and uniform) and that the police were once known as "Peelies".

After our fantastic tour, we moved onto the court room. We had to plan our own scripts and everybody had a part to play (for example, a judge or somebody in the jury). It was so much fun and everyone was so brave to stand up and talk in front of everybody else!

By Cayden Kettlewell and Brogan Fletcher - Class 5B



I have discovered so many things I did not know before!
SIENNA WHITEHOUSE
CLASS 6A

Year 6 Vicious Vikings

By Olivia Aleksander and Macie Downey - Class 6A

During Spring Term, the children in Year 6 have been relishing the opportunity to learn all about the Vikings as a History topic. These Scandinavian sailors have often been portrayed as cruel and violent pirates, but they also had an interesting culture with unusual religions, houses and daily life.

We began the topic by examining the Viking invasions. The attack on Lindisfarne monastery, for example, is still infamous today. Then we moved on to looking at the more peaceful aspects of the Vikings, such as their daily life. There were many interesting things that we learnt about their homes including the fact they were made from wattle and daub (a mixture of cow dung, mud and grass) and that the doors were made in a certain size - perfect for a sheep or pig to enter and exit. The only light source would be a few small beeswax oil lamps and a large fire pit, which the cooking cauldron hung over.

During our Project Based Learning, we were fortunate enough to try their intriguing cuisine. Some of the dishes we tried included: smoked mackerel, vegetable stew and oats. Year 6 had some mixed reactions to these foods! Machala McGill said, "I enjoyed the oats and yoghurt, but thought the mackerel had a very strong, unpleasant taste!"

Throughout the topic, we have felt really inspired by what we have learnt and this can be seen in the art work and writing we have produced.

Online safety

By Lilly-Jade Griffin and Kie Holmes - Class 5B

At the end of last half term, a PCSO (Police Community Support Officer) came into our school to talk to Year 5 about online safety. Online safety is ever-growing in importance. A recent survey showed that over 50% of children under 10 have a mobile phone with an internet connection. We also talked about the different legal age restrictions for different social networks such as: snapchat (13 yrs old), musically (13 yrs old), and instagram (13 yrs old).

YEAR 5'S TOP TIPS FOR STAYING SAFE ONLINE

- 1 Never take a photo or a video with personal information, for example, in your school uniform or in front of your house.
- 2 Think before you take a picture or video of someone else, never take a picture of someone without their permission.
- 3 If someone asks you about personal information, stop and think, "Do I know who is at the other side of the screen?"
- 4 Always make sure you know the ages of the games you play like Roblox or MSP (movie star planet).

Reading Corner



GOLD OF THE GODS BY BEAR GRYLLS

I have read this book twice and enjoyed it so much that I have even used it in my teaching!

If you are interested in learning how to become a survival expert then this is definitely the book for you! I found it fascinating to follow Beck Granger on his dangerous journey through the treacherous jungle in Columbia.

Mrs Clarke



THE LOST HAPPY ENDINGS BY CAROL ANNE DUFFY

I absolutely love this story; it is my favourite book! It is a magical tale about what happens when, one night, a wicked witch steals the happy endings to all the bedtime stories. Only Jub, the keeper of the happy endings, can save the day to make sure all the children can enjoy sweet dreams again. Can Jub save the day? It will keep you turning the pages until the very end!

Mrs Dolby



MY ADVENTURE ISLAND BY TIMOTHY KNAPMAN

It's about a little boy who spends hours exploring his own island. He can be whoever he wants and can do whatever he wants, but the little boy realises that sometimes that isn't the best thing. This book is a fun book to read as it rhymes and the illustrations give a lot more information about what the boy gets up to. I would definitely recommend this book and encourage you to think about what you would have on your own adventure island.

Miss Griffiths



SCHOLASTIC BOOK FAIR

A BIG thank you to all the parent/carers for your support with our recent Scholastic Book Fair. You helped made it a really successful book fair and we have been able to purchase some lovely, new books for our school library.

English Quiz

E	F	B	M	W	Z	R	S	T	H	R	C	J	Q	O	F	Y	Z
J	T	J	Q	A	C	U	A	G	R	S	Z	A	S	S	B	X	D
R	E	G	K	Y	Q	P	R	R	X	A	R	V	V	L	X	C	F
W	Y	T	O	D	A	U	O	M	U	V	C	R	O	C	U	S	C
R	L	B	U	T	T	E	R	F	L	Y	W	S	P	R	I	N	G
V	Z	F	L	E	G	O	K	A	R	X	S	Q	M	A	B	F	L
X	R	U	A	G	A	I	J	G	T	O	A	C	N	U	N	D	H
Z	T	Y	W	N	E	S	T	B	M	Z	G	M	D	N	L	U	S
W	K	Z	B	I	N	A	T	N	C	O	G	S	M	J	I	V	K
R	N	D	L	N	D	W	S	E	C	H	Q	P	P	A	H	M	O
B	G	T	W	P	C	A	T	E	R	P	I	L	L	A	R	R	L
F	R	D	O	M	X	E	F	U	E	V	S	C	T	H	W	Q	W
D	S	L	Z	U	V	C	A	F	R	D	U	C	K	L	I	N	G
E	E	G	S	Z	U	F	G	E	O	M	H	Y	F	O	T	T	F
L	N	Z	H	M	L	H	F	H	B	D	O	I	B	N	N	F	L
A	O	P	Q	N	W	T	Q	T	U	L	I	P	G	P	D	D	Y
F	U	O	F	B	L	U	A	P	O	L	K	L	A	M	B	A	C
U	E	H	R	B	N	N	C	K	N	K	T	H	M	P	Z	L	X

SPRING | BLOSSOM | BUDS | HATCH | EGG | NEST | CHICK
 DUCKLING | LAMB | CATERPILLAR | BUTTERFLY
 FROGSPAWN | TADPOLE | DAFFODIL | CROCUS | TULIP
 SEED | EASTER

Find synonyms for tear:

1. A g on the forehead
2. A side s on her skirt
3. He had a r on his shirt
4. A deep c in his hand
5. S the lettuce


Name: Class:

Please return completed reply slips to the school office by Friday 20th April for the chance of winning a prize.



Maths Challenge

Can you work out how many squares there are?
 Count carefully!



ANSWER:

Can you work out the value of each of the shapes?

$$\begin{array}{l}
 \square + \bigcirc = 53 \quad \bigcirc = \square \\
 \triangle + \triangle = 36 \quad \triangle = \square \\
 \triangle + \bigcirc = 45 \quad \square = \square
 \end{array}$$

Name: Class:

Please return completed reply slips to the school office by Friday 20th April for the chance of winning a prize.



Look What Else Has Been Happening This Term...



Book Club



Bradford City Penalty Shoot Out



Eco Warriors



Phonics club - playing corners to find sounds



Year 2 Showcase



Year 3 Showcase

Keep up to date with all the Cavendish news at www.cavendishprimary.org.uk

Tel: 01274 772175 Email: office@cavendish.bradford.sch.uk

Cavendish Primary School, Hall Road, Eccleshill, BD2 2DU